



7bridges path to value

Baseline & benchmarking layer

Unlocking capability at each step



Today’s supply chains need to be smarter. More adaptable, responsive, resilient and sustainable. But a total overhaul of your supply chain is probably out of reach for most businesses.

One of your quickest wins lies within managing your network of service providers, freight forwarders, 3PLs and more. Staying on top of the mountain of data that they create is a herculean task. Tracking invoice charges, measuring performance, disputing erroneous charges? That’s too much to expect you and your team to handle day-in and day-out.

So you get into the mindset of **‘Just pay it’** and you lose sight of what your supply chain is actually costing your business.

HOW TO GET THERE

Our Solution

With just the data from invoices you’re already receiving, 7bridges can help you start the journey to a smarter supply chain. Using the baseline and benchmarking layer of our platform, you can start making your supply chain more adaptable, responsive and robust.

It works by ingesting your invoice, contract and rate card data, analyses this using our AI and returns recommendations of where you can improve service, reduce cost and dispute erroneous charges.

It does do all of this in a low-impact way, requiring no IT resources from your side.

7b

Home

Search...

Q

MyLogisticsWorld

Shipments

Invoices

Locations

Tune & optimise

LEO

Invoices

Reports

Search invoices

Q

Disputed invoices

Open and potential

£95.0k

620 1403

Open Potential

Total spend

Last 30 days

£572.6k

-48% from previous 30 days

Filter by:

Provider

Account

Export status

Disputed

Potential

✕








▼

Export status	Provider	Invoice no.	Invoice type	Invoice date	Due date	Account number	Net charge
Needs action	DHL	97221f2b2	Outbound Monthly Invoice (R)	2021-03-10	2021-03-10	57726632	GBP 1172.91
Needs action	FedEx	388479707	Freight	2020-12-21	2021-01-05	119973678	GBP 1315.44
Exported	UPS	48509457	Export Free Domicile	2020-12-18	2021-01-17	A88251	GBP 55.12
Needs action	UPS	48501687	Export Free Domicile	2020-12-16	2021-01-15	A88251	GBP 131.94
Needs action	OIA Global	2020430PEAD	Freight	2020-04-30	2020-05-30	PEADESSFO	USD 11200.91
Needs action	USPS	10337	US Freight	2020-04-02	2020-04-09	2738172	GBP 1927.06
Needs action	FedEx	387298715	Freight	2020-03-30	2020-04-14	119973678	GBP 1680.58

Unlocking capability at each step



With our baseline & benchmarking layer, you can:

-  **Audit invoices** to flag charge errors and areas for operational improvement
-  **Gain a true picture** of supplier performance
-  **Dispute incorrect charges** directly with your providers
-  **Standardise invoice terms** across your suppliers
-  **Free your teams from mundane, manual work** and drive performance from your suppliers while reducing overall costs and getting detailed analytics on logistics spend across your whole network
-  **Create a detailed baseline** of current performance from your logistics service providers and freight forwarders to understand if you are getting the agreed service at the agreed charges
-  **Allocate invoice charges** to your cost centres and export the results

This forms the backbone of future transformation opportunities, as you integrate a sustainable, scalable supply chain management solution and prepare to turn your supply chain from a cost driver into a competitive edge.

Key Features

The baseline & benchmarking layer of the 7bridges platform is a powerful tool that can enable significant improvement to your logistics. Here are a few of the ways that it can help make your supply chain smarter, more resilient and more flexible:

Better data

With the Baseline & benchmarking layer, you'll be taking the first steps to inject AI and machine learning into your operations in a manageable, low-impact, high-performing way. This layer gives you a single, standardised, clean, harmonised dataset of invoices across your providers.

Access to standard reports gives you a helpful breakdown of costs by base, extra, duty, taxes and fuel. But it also gives you delivery performance at regional levels over time, lane by lane splits, package weights and parcel/pallet/container count blends. These reports make your invoice data something useful and usable.

Greater insights

By having better data and access to reports, you will be able to gather useful and profound insights about your supply chain, which can be standardised to gain a comprehensive overview of supplier performance.

This will enable you to better understand how your carriers execute across different routes, products and delivery types. It also increases financial transparency and offers deeper insights into your category margins.

When you create transparency of your carrier performances and costs, you make it easier to identify problems and make informed strategic decisions about your supplier network.

More savings

One of the factors that makes the data and cost layer valuable is the ability to identify savings opportunities that would have gotten missed before. Whether that's by automatically detecting incorrect or excessive charges or by giving you better negotiating power.


By checking directly against contracted rates, SLAs and delivery performance, you'll have a clear view of whether or not your providers are performing according to your agreements. This will enable you to implement comprehensive, standardised contracts across suppliers, clearly establishing what can and cannot be charged for.

Fewer people-hours

With better data and the use of AI, you'll begin automating processes and finding value without manual input. That means freeing up your accounts payable team from having to manually review, dispute and allocate invoice charges.

Even the dispute process to recover incorrect charges can be automated, including all evidence around dispute processes. That includes: why the dispute, scannable events that show why it is being disputed - all stored in a single, easily accessible repository. With that, you can free up significant amounts of time for your teams.


Key benefits




Baseline your level of service and cost structure



Validate that you're getting the service you pay for



ROI within months



Gain a holistic view of supplier performance and costs

The world needs smarter supply chains and the 7bridges Baseline & benchmarking layer is an easy, low-barrier step towards achieving that. With minimal input from your team, we'll help you build a baseline view of your performance and the performance of your logistics providers compared to what they promise, identify opportunities for savings, and lay the foundations for making your supply chain even smarter in the future.